

The Art of Make-up

Cosmetics are substances used to enhance or protect the appearance or odor of the human body



Cosmetics

- skin-care cream, lotion, perfumes
- eyes and facial makeup
- lipstick powder
- fingernail and toenail polishes
- colors contact lenses
- hair sprays
- baby products, bath oils
- and many other types of products.



A subset of cosmetics is called "make-up"
which refers primarily to colored products intended
to alter the user's appearance.



Many manufacturers distinguish between
decorative cosmetics and care cosmetics.

History



An 1889 Henri de Toulouse-Lautrec painting of a woman applying cosmetics to her face

The first evidence of cosmetics usage is found in around 4000 BC in Egypt.

The **Ancient Greeks** and **Romans** also used cosmetics.

The **Romans** and **Ancient Egyptians** used cosmetics containing poisonous **mercury** and often **lead**.



The ancient kingdom of Israel was influenced by cosmetics as recorded in the Old Testament

The Biblical book of **Esther** describes various beauty treatments as well.

In the western world

- the advent of cosmetics was in the middle ages , although typically restricted to use within the upper classes.
- Cosmetic use was frowned upon at some points in history. For example, in the 1800s, make-up was used primarily by prostitutes , and Queen victoria publicly declared makeup improper,vulgar , and acceptable only for use by .
- By the middle of the 20th century, cosmetics were in widespread use in nearly all societies around the world

Industry Today

U.S. \$18 billion.

- The oldest and the largest is **L'Oréal**, which was founded by **Eugene Schueller** in 1909 as the French Harmless Hair Colouring Company
- USA the 1910s **Elizabeth Arden, Helena Rubinstein, and Max Factor**. These firms were joined by **Revlon** just before **World War II**
- and **Estée Lauder** just after.
- Like most **industry**, cosmetic companies resist regulation by **government agencies** like the **FDA**

Make up Style

- **Skincare**
- **Color and light**
- **Glitz & Glamour Beauty make up**
- **TV / Film / Photo make up color**
- **Theater /Stage make up**
 - Aging**
 - Period make up**
 - Ballet make up**
 - Chinese Opera /Kabuki make up**
- **Catwalk / Trend make up**
- **Hair styling**
- **Monster make up**
- **Body make up**
- **Creative/ Fantasy make up**

วัสดุอุปกรณ์ที่ใช้ในการแต่งหน้า

- รองพื้น Foundation Colors
- Face Powder
- บรัชออน Blush on / Rouge
- อายแชโดว์ Eyeshadow
- ดินสอแต่งหน้า Make up pencils (คิ้ว ขอบตา ขอบปาก)
- ลิปสติก Lipsticks
- มาสคาร่า อายไลเนอร์ Mascara Eyeliners
- Puffs Sponges Brushes
- ทิชชู กระจก สำลี ผ้าคลุมไหล่ ผ้ารัดผม กาวติดขนตา ขนตาปลอม กบเหลา มีด โทขน เจลสี เครื่องเป่าผม สเปรย์สี

ชนิดของรองพื้น

- 1) Grease Paint
- 2) Oil Base
- 3) Cream Oil แบบเนื้อ MATT จะเหมาะกับคนหน้ามัน แต่ถ้าแบบเนื้อทราย จะปกปิดได้ดีกว่า



4) Liquid Oil หรือ Foundation


5) Water Cake Base

Pan Cake หรือ Two Way

6) Rubber Mass Grease

สำหรับทาบนเนื้ออย่าง
คงไม่ได้ใช้กันในชีวิตประจำวัน

7) Stick Liner



- 8) Color Liner

เบสเขียว เบสม่วง เบสชมพู ต่าง ๆ

- 9) Liquid Water Type

พวกแป้งน้ำ

- 10) Body Foundation



การผสมรองพื้น

- แบบเนื้อครีมจะปกปิดได้ดีกว่าแบบน้ำ
**เนื้อครีมใช้ร่วมกับเนื้อครีมเท่านั้น จะใช้แบบน้ำผสมไม่ได้
- ระวังการสับสน คำว่า **Liquid** กับคำว่า **Water**
- แบบ **Liquid** คือครีมรองพื้นแบบน้ำ แต่ **Water** จะเป็นรองพื้นน้ำ
เลย

ระดับของสีรองพื้นจะมี 12 ระดับ





























ตัวเลขน้อยสีอ่อน ตัวเลขมากสีเข้ม

ระดับ 1-2 **Highlight** ระดับ 3-4 สำหรับผิวหน้าเด็ก

ระดับ 5-6-7 สำหรับผิวหน้าผู้หญิง

ระดับ 8-9-10 สำหรับผิวหน้าผู้ชาย

ระดับ 11-12 **Shading**

| | Warm | Aminah | Linen | Neutral | Cool | Peche |
|------------------|---|---|---|--|---|---|
| Lightest |  |  |  |  |  |  |
| | W1 | A1 | L1 | N1 | C1 | P1 |
| Light |  |  |  |  |  |  |
| | W2 | A2 | L2 | N2 | C2 | P2 |
| Light/Med |  |  |  |  |  |  |
| | W3 | A3 | L3 | N3 | C3 | P3 |
| Medium |  |  |  |  |  | |
| | W4 | A4 | L4 | N4 | C4 | |
| Medium |  |  |  |  |  | |
| | W5 | A5 | L5 | N5 | C5 | |

Med Dark



W6

A6

L6

6.5W

N6

Med Dark



W7

A7

L7

N7

Dark



W8

A8

L8

N8

Yellow



Y1

Y2

Y3


LIGHT

Light

Light Medium

Medium

N1.5



M13 Espresso

M12 Chestnut

M11 Deep Bronze

M10 Bronze

M9 Golden Bronze

M8 Golden Beige

M7 Medium Beige

M6 Medium

M5 Apricot

M4 Light Beige

M3 Light Neutral

M2 Fair

M1 Very Fair

▼ make-up



powder puff ▼



liquid foundation ▼



▼ fan brush



▼ loose powder brush



▼ compact

pressed powder ▼



loose powder ▼



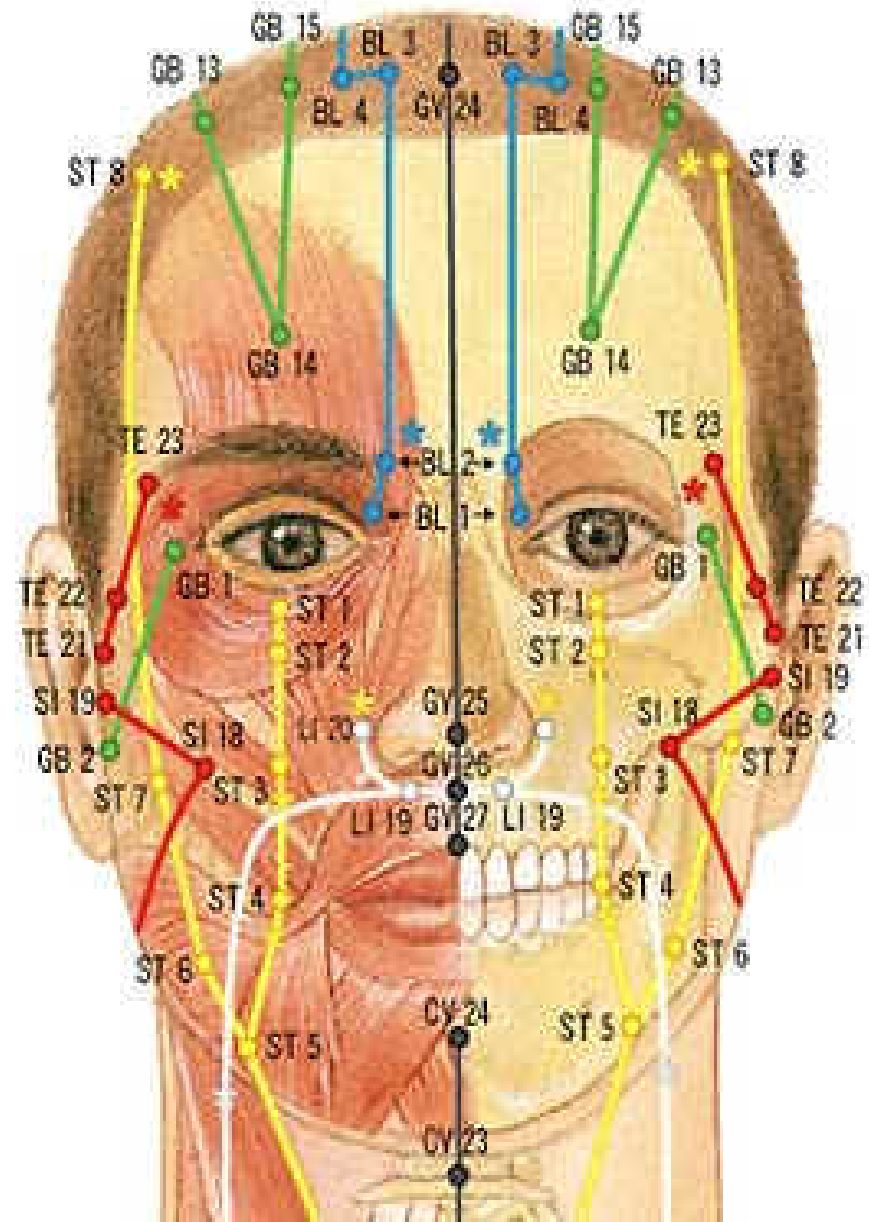
powder blusher ▼

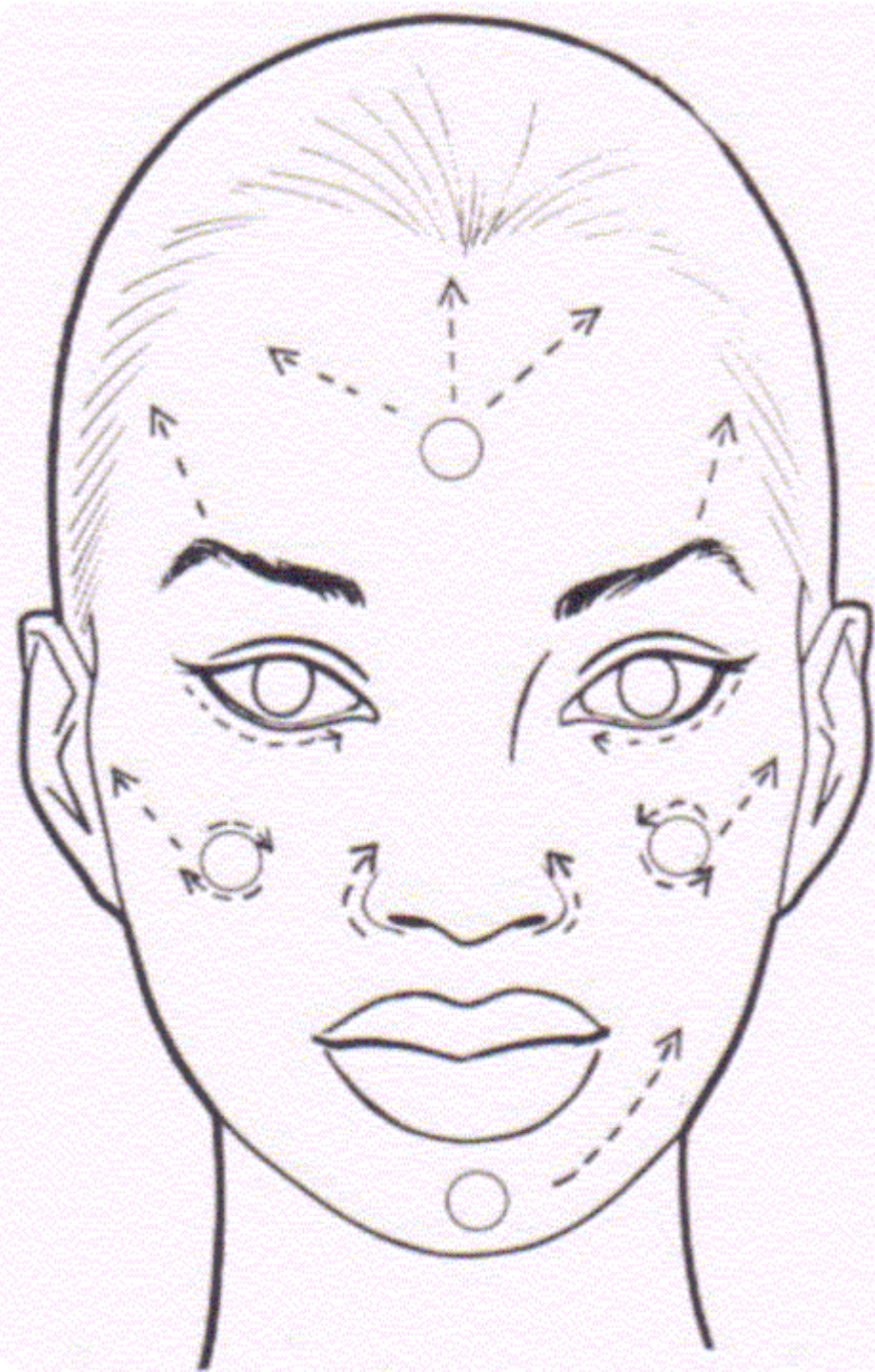






Dr. Mordy Levy & Associates
Cosmetic Acupuncture









Cynthia Rowley
Spring 2008
Makeup by Avon

Eyes

- * True Color Eyeshadow Single in Spring Pink
- * True Color Eyeshadow Single in Navy
- * Glimmerstick Eyeliner in Starry night Blue

Cheeks

- * Smooth Mineral Blush in Earthen Rose

Lips

- * Ultra Luxury Lipgloss in Wild Berry
- * Glazewear Lipstick in Raisin
- * Glazewear Lipgloss in Raspberry

Nail

- * Nailwear in Cherry Jubilee
- * Nailwear in Clear

Makeup Artist: Charlotte Tilbury



BACKSTAGE

SPRING/SUMMER 2008
FRIDAY SEPTEMBER 7

CREATE BOBBI'S LOOK

Use the Sexy Glamour Palette to pair lids in luminescent silver with lips stained in cassis for a look that's elegant – and very wearable.



WHITE EYE SHADOW FROM LASHLINE TO BROWBONE.



PEWTER SHIMMER WASH EYE SHADOW FROM LASHLINE TO CREASE.*



LINE EYES WITH CHARCOAL EYE SHADOW.*



HIGHLIGHT EYES WITH GLACIER SHIMMER WASH EYE SHADOW JUST UNDER BROWBONE.*



CASSIS LIP COLOR ON LIPS.*

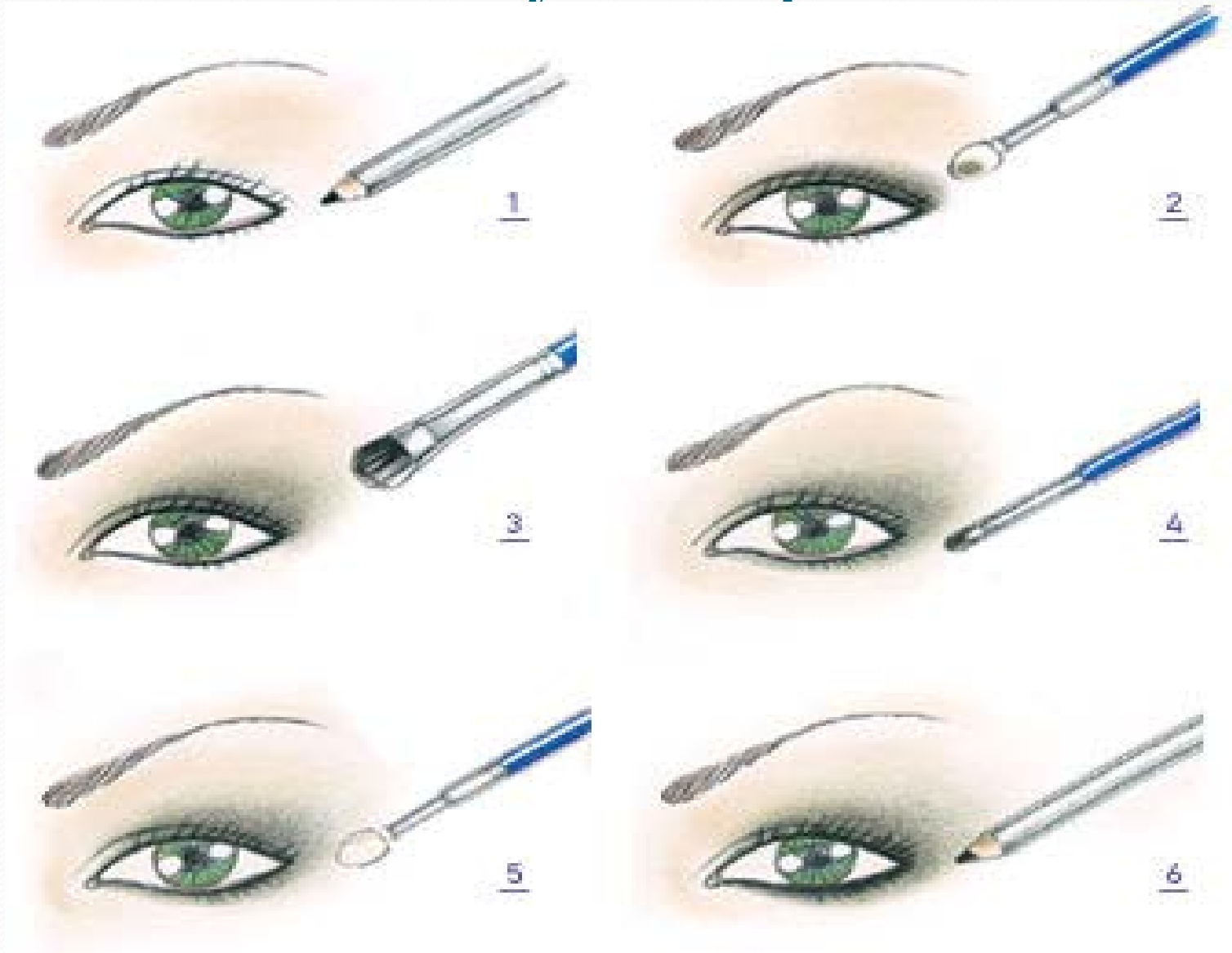


LINE WITH SIENNA LIP LINER.

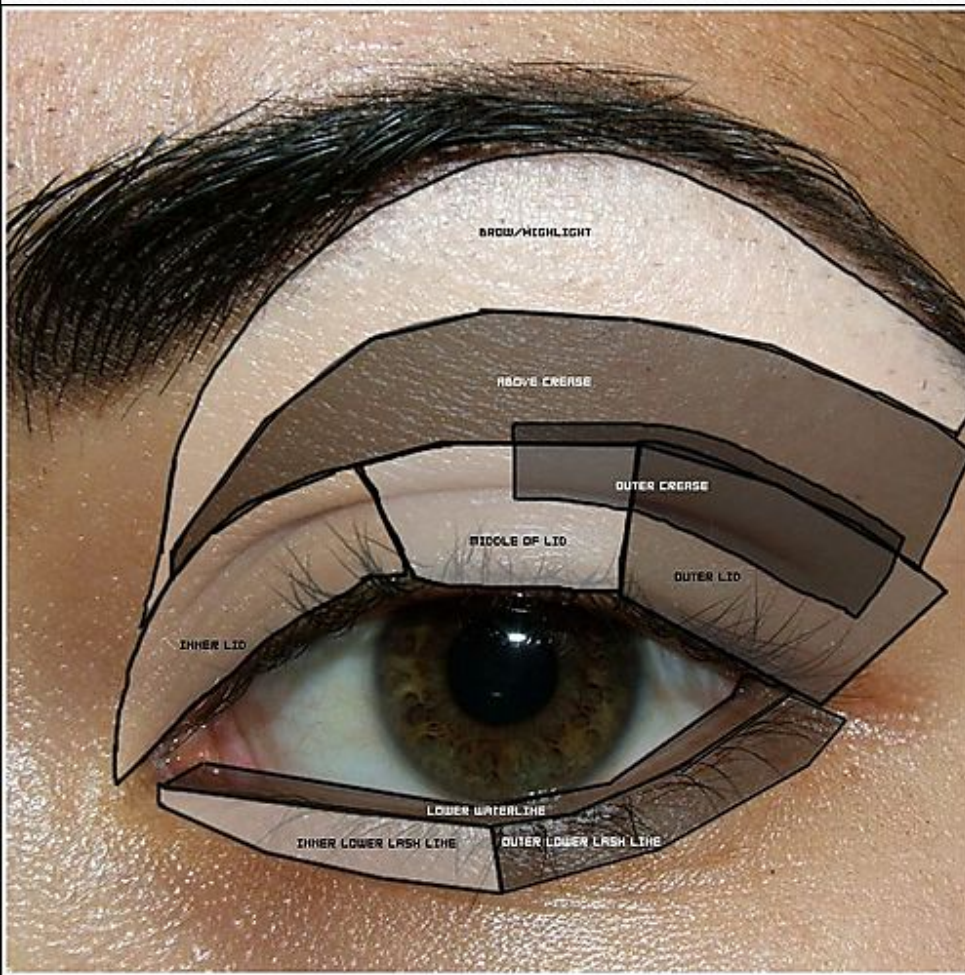
*INCLUDED IN SEXY GLAMOUR PALETTE



Glitz & Glamour Beauty make up




การแบ่งชั้นตาเพื่อทา Eye Shadow





SEPHORA HALLOWEEN
FLAPPER

1920s makeup hairdo
อชิตะ นามวงศ์
66126616124



Flashback: 1920s



Complexion: porcelain

Eyebrows: thin, black, downward sloping



Lashes: long, thick black

Lips: dark, defined, full, Clara Bow shape

Eyes: exaggerated, dark, deeply set, smokey



Cheeks: rouged cheekbones, upto temples



แต่งหน้าเจ้าสาว

Step1: Skincare

- Serum : arra topface
- Moisture: clear nose
- Primer: mille
- Sunscreen: mille

Step2: Concealer

- Concealer:คอนซีลพร้อม

Step3:Fondation

- Fondation : chat

Step4:Powder

- Powder : chat



Model



Face chart

Step5:Blush

- Blush : la glace

Step6:Lips

- Lips : maybelline
- Lips gloss : 4u2

Step7:Brows

- Brows :

step8:Eyeshadow

- Eyeshadow brush : sivana

Step9:Eyeliner

- Eyeliner : pinkflash

Step10:Mascara

- Mascara : maybelline

Step 1 : skincare

- Serum : Centella skin
- Sunscreens : Srichand
- Primer : Mille

Step 2 : face

- Corrector : A2P Concentrate Peach Dark Spot Corrector
- Concealer : Merrezca 02 concealer
- Fountdation : Srichand hunt
- Contour : Novo
- Blush : Bbia #05

Step 3 Powder / Bonzer

- Powder : Srichand /sasi
- Bonzer : Novo

Step 4 eye

- Eyeshadow : Dezzie me (california dreams02)
- Eyeliner : browit
- Inliner : Meilnda pencil liner
- Mascara : Mebelline brow
- Eyebrow : browit shadow
- Eyelashes glue : Bohktoh

Step 5 Lips

- Lipliner : Meilnda lipliner
- Lipstick : Mebelline super 62
- Lip gloss : Charisma gloss



Face chart

Model



Ref


Model



Hair



แต่งหน้าเจ้าสาว



Face chart

- step 5 : blush
dasique
- step 6 : lip
matte lip - supermom/maybelline
tint - srichand
lip gloss - 4u2
- step 7 : brows
eyebrows pencil - baby brig
eyebrows mascara - inn 02 (coco brown)
- step 8 : eyeshadow
eyeshadow - sasi 01 (unique pink)
eyeshadow - odbo 4 shades highlighter
- step 9 : eyeliner
eyeliner magic - browit
- step 10 : macara
macara - meilinda
- step 1 : Skincare
srichand sarum
srichand gel cream
merrez'ca dewy skin
- step 2 : corrector / concealer
corrector - beautilab
concealer - the saem
contour - supermom
- step 3 : foundation
charlotte tillbury / kate tokyo
- step 4 : powder / bronzer
powder - sasi n2 (natural medium)
bronzer - supermom