



Week 6

Grammatical and Syntactic Challenges



What is an English sentence?

1. The meeting will be interrupted by the sound of the trucks going by.
2. After finished the report,
3. a very small well
4. that having too much money is as big a problem as not having enough money.
5. The bill has already been paid by Mr. John.



What is an English sentence?

THE SUBJECT AND THE VERB

A sentence is a group of words arranged to convey a clear message that others can understand.



What is an English sentence?

Common types of sentences

- declarative
- interrogative
- negative
- imperative/request

All English sentences exist within one of **12 tenses**.



Active Voice

(กัตตุวาจก)

the subject performs
the action



VOICES



Passive Voice

(กรรมวาจก)

the subject is acted
upon.

The 12 Tenses

Structures and Translation Cues



Present Tenses

Present	Active	Passive
Simple	S + V ₁	S + is/am/are + V ₃
Continuous	S + is/am/are + Ving	S + is/am/are + being + V ₃
Perfect	S + has/have + V ₃	S + has/have + been + V ₃
Perfect Continuous	S + has/have + been + Ving	S + has/have + been + being + V ₃

Present Simple Tense

- Usage: The Present Simple tense is used to describe habitual or repeated actions, general truths, and scientific facts.
- Examples: "The sun rises in the East" , "Water boils at 100 degrees Celsius".
- Common Adverbs: Adverbs of frequency commonly used with this tense include always, usually, seldom, sometimes, and often. Time expressions starting with every (e.g., every century, every day) are also used.
- **แปลตามความหมายของกริยาโดยตรง โดยไม่ต้องเติมคำเสริมใดๆ มักใช้กับคำวิเศษณ์บอกความถี่ เช่น "เสมอๆ" หรือ "โดยปกติ"**



Present Continuous Tense

- Usage: This tense is used for actions that are happening at the moment of speaking. It can also describe planned future events.
- Examples: "He's watching television" , "Our English teacher is going to America next week".
- Verbs Not Used: Certain verbs are typically not used in the continuous form, such as know, like, see, want, and believe.
- **แปลโดยใช้คำว่า "กำลัง" นำหน้าคำกริยา เพื่อแสดงว่าการกระทำนั้นกำลังเกิดขึ้น**



Present Perfect Tense

- Usage: The Present Perfect tense describes actions that began in the past and continue into the present, or actions completed in the past that have a clear result in the present.
- Examples: "We have been here for three days" , "I have read the instructions".
- Use of 'for' and 'since': For is used to denote a duration of time , while since is used for a specific starting point in time.
- ใช้สำนวน "ได้...แล้ว" เพื่อสื่อว่าการกระทำนั้นเสร็จสิ้นลงแล้ว



Present Perfect Continuous Tense

- Usage: This tense emphasizes the duration of an action from the past up to the present moment, highlighting its continuous nature. It is also used for actions that have just ended but whose effects are still visible.
- Examples: My mother has been waiting all day for a call from the doctor. "Ms. Nida is very tired. She has been studying very hard all day".
- Use with 'for' and 'since': This tense is often used with "how long," "for," and "since" to indicate the continuous duration of an action.
- แปลโดยใช้สำนวน "ได้กำลัง...อยู่" เพื่อเน้นความต่อเนื่องของการกระทำ
- ตัวอย่าง: "It has been raining for 4 hours" แปลว่า "ฝนตกไม่หยุดมา 4 ชั่วโมงแล้ว"



Past Tenses

Present	Active	Passive
Simple	S + V ₂	S + was/were + V ₃
Continuous	S + was/were + Ving	S + was/were + being + V ₃
Perfect	S + had + V ₃	S + had + been + V ₃
Perfect Continuous	S + had + been + Ving	S + had + been + being + V ₃

Past Simple Tense

- Usage: The Past Simple tense is used to describe an action that started and finished in the past.
- Examples: "I lost my key yesterday" , "We were at home last night".
- Common Adverbs: Common time expressions include yesterday, last night/week/month/year, and phrases with ago or in (e.g., in 1999).
- ใช้สำนวน "ได้..." เพื่อบ่งบอกการกระทำที่เกิดขึ้นในอดีต หรือ คำที่บ่งความเป็นอดีตอื่นๆ ควบคู่กับคำบอกเวลา
- ตัวอย่าง: "I lost my key yesterday" แปลว่า "เมื่อวานนี้ ฉันทำกุญแจหาย"



Past Continuous Tense

- Usage: The Past Continuous tense describes an action that was in progress at a specific time in the past.
- Examples: "I was watching television while my mother was cooking in the kitchen" , "We were playing football at this time yesterday".
- Key Use Cases: It can be used for an action that was ongoing in the past , or for two actions happening simultaneously in the past.
- **ใช้คำว่า "กำลัง...อยู่" เพื่อแสดงว่าการกระทำนั้นกำลังดำเนินอยู่ในช่วงเวลาหนึ่งในอดีต**



Past Perfect Tense

- Usage: The Past Perfect tense is used for an action that was completed before another action in the past. It is never used alone.
- Examples: "My daughter had finished her homework before she went to bed" , "We had lived in Bangkok for 32 years before we moved to Khonkaen Province".
- Common Connections: This tense is often connected to another past event using words like before, after, or when.
- ใช้สำนวน "ได้...แล้ว" เพื่อแสดงว่าการกระทำหนึ่งได้เกิดขึ้นและจบลงก่อนอีกการกระทำหนึ่งในอดีต



Past Perfect Continuous Tense

- Usage: The Past Perfect Continuous tense emphasizes the continuous nature of an action that was in progress for a period of time before another event in the past occurred.
- Examples: "I was very tired when I arrived home. I had been working hard all day" , "He had been writing a novel for two months".
- Common Connections: It is frequently used with words like when, since, and for.



Future Tenses

Present	Active	Passive
Simple	S + will/shall + V _{inf}	S + will/shall + be + V ₃
Continuous	S + will/shall + be + V _{ing}	S + will/shall + be + being + V ₃
Perfect	S + will/shall + have + V ₃	S + will/shall + have + been + V ₃
Perfect Continuous	S + will/shall + have + been + V _{ing}	S + will/shall + have + been + being + V ₃

Future Simple Tense

- Usage: The Future Simple tense is used for events that are expected to happen in the future. It is also used for predictions, promises, or decisions made at the moment of speaking.
- Examples: "I will call you tomorrow" , "John will come to work next week".
- Common Adverbs: Words like tomorrow, next week/month/year, and later are often used with this tense.
- แปลโดยใช้คำว่า "จะ" เพื่อบ่งบอกว่าการกระทำนั้นจะเกิดขึ้นในอนาคต



Future Continuous Tense

- Usage: The Future Continuous tense indicates an action that will be in progress at a specific time in the future.
- Examples: "This time tomorrow I will be teaching in the class" , "Don't telephone me after six. I'll be playing football".
- Key Use Cases: It can also be used for two events where one is ongoing and the other starts.
- ใช้สำนวน "คงจะทำลาง...อยู่" เพื่อบ่งชี้ว่าการกระทำนั้นจะกำลังดำเนินอยู่ในช่วงเวลาหนึ่งในอนาคต



Future Perfect Tense

- Usage: The Future Perfect tense is used to describe an action that will be completed by a specific time in the future.
- Examples: "I shall have finished this job before noon" , "The bus will have arrived in Bangkok by 8 o'clock tonight".
- Common Connections: This tense often uses time markers with by or before.
- ใช้สำนวน "จะได้...แล้ว" หรือ "คงจะ...เสร็จ" เพื่อสื่อว่าการกระทำนั้นจะเสร็จสิ้นภายในเวลาที่กำหนดในอนาคต



Future Perfect Continuous Tense

- Usage: This tense describes an action that will have been in continuous progress up to a certain point in the future.
- Examples: "By next March I will have been teaching in this university for three years" , "By November I shall have been living here for four years".
- Note: This tense is not frequently used, as it can be replaced by other tenses in many cases.
- ใช้สำนวน "จะได้กำลัง...แล้ว" เพื่อเน้นความต่อเนื่องของการกระทำที่จะเกิดขึ้นจนถึงจุดหนึ่งในอนาคต
- ตัวอย่าง: "By next March I will have been teaching in this university for three years" แปลว่า "ในเดือนมีนาคมหน้านี้ ผมคงจะได้กำลังสอนที่มหาวิทยาลัยแห่งนี้ครบ 3 ปีแล้ว"





S

V

O

Article

ADV

ADJ

S

V

Article

ADV

ADJ

O

Translation Method (E-T)

1. Identify sentence type and tense
2. Identify the subject
3. Identify the verb
4. Identify the object/modifiers
5. Literal translation (first draft)
6. Refine the translation



Step 1: Determine the sentence type and tense

- The first step is to identify the sentence's function—is it a statement (บอกเล่า), a question (คำถาม), a negative statement (ปฏิเสธ), or a negative question (คำถามปฏิเสธ)?
- Next, determine the tense of the verb (e.g., Present Tense, Past Tense, or Future Tense). This is crucial because the verb's form and the overall tone of the translation depend on the tense.



Step 2: Identify the subject

- In this step, you identify the main subject and any words that modify it. The subject can sometimes consist of several words.
- The goal is to find the main or core word within the subject group, which should be the first word you translate. For example, in the phrase "The expanding children's service market," the core subject is "market".



Step 3: Identify the verb

- Next, determine the verb in the sentence. You need to figure out if it has any adverbs modifying it.
- You must also identify whether the verb is in the Active Voice (ประธานเป็นผู้กระทำ) or Passive Voice (ประธานเป็นผู้ถูกกระทำ).



Step 4: Identify the object/ modifiers

- This step involves identifying all the words and phrases that come after the verb. These parts often follow the same structural rules as the subject group.
- You should identify the main noun (คำหลัก) and any adjectives or adverbs that modify it. A key strategy is to use numbers to mark the order of translation for each word or phrase to avoid confusion.



Step 5: Perform the literal translation (first draft)

- This is the initial translation, where you focus on translating every word or letter based on the order you determined in the previous steps.
- The goal is to get the most detailed meaning possible from the source text. It is important to choose the correct meaning of a word based on its position in the sentence, as some words can have multiple meanings.



Step 6: Refine the translation

- After the literal translation, you review the text to check for accuracy and to make the language more elegant and natural.
- This step is about adjusting the phrasing and style without changing the original meaning of the text. For questions, the final translation should use a questioning tone, often ending with words like “ใช่ ไหม,” “หรือเปล่า,” or “บ้างไหม”.



An English teacher
speaks English with
university students
every day



- **Step 1: Determine the sentence type and tense.**
 - Hint: What is the type of this sentence, and which tense is that?
- **Step 2: Identify the subject.**
 - Hint: Who is performing the action?
- **Step 3: Identify the verb.**
 - Hint: What is the action being performed?
- **Step 4: Identify the object and other modifiers.**
 - Hint: What does the teacher speak? With whom? How often?
- **Step 5: Translate literally**
- **Step 6: Refine the translation for natural flow.**




An English teacher
speaks English with
university students
every day




- **Step 1: Determine the sentence type and tense.**
 - ANS: The sentence makes a **statement**, and the verb speaks is in **the present simple tense**.
- **Step 2: Identify the subject.**
 - ANS: An English teacher
- **Step 3: Identify the verb.**
 - ANS: Speak
- **Step 4: Identify the object and other modifiers.**
 - ANS: English / university students
- **Step 5: Translate literally**
 - คุณครูภาษาอังกฤษพูดภาษาอังกฤษกับนักเรียนมหาวิทยาลัยทุกวัน
- **Step 6: Refine the translation for natural flow.**
 - อาจารย์ภาษาอังกฤษสนทนากับนักเรียนมหาวิทยาลัยทุกวัน

The sun had not yet risen in Hong Kong when Sally, a domestic worker, was woken and told she needed to leave immediately.

- **Step 1: Determine the sentence type and tense.**
 - **Step 2: Identify the subject.**
 - **Step 3: Identify the verb.**
 - **Step 4: Identify the object and other modifiers.**
 - **Step 5: Translate literally**
 - **Step 6: Refine the translation for natural flow.**
- 

The sun had not yet risen in Hong Kong when Sally, a domestic worker, was woken and told she needed to leave immediately.






Thai to English (T2E) Translation Method

1. Analyze the Thai sentence: Identify the subject (ประธาน), verb (กริยา), and object (กรรม) in the Thai sentence.

2. Determine English Tense & Voice: Look for Thai keywords that indicate tense and voice:

- “กำลัง...” -> Continuous tense (e.g., Present Continuous)
- “ได้...แล้ว” -> Perfect tense (e.g., Present Perfect)
- “จะ...” -> Future tense (e.g., Future Simple)
- “ถูก...” -> Passive voice (e.g., The verb will be in the passive form)





Thai to English (T2E) Translation Method

3. Apply English Structure: Formulate the sentence using the correct English grammatical structure for the identified tense and voice.
4. Translate & Refine: Translate the Thai words and phrases into English, then review the sentence to ensure it is grammatically correct and sounds natural.



พระอาทิตย์ขึ้น ทางทิศตะวันออก

- Guidance: This is a universal fact, which in English uses the Present Simple Tense. The Thai sentence structure is straightforward.
- Analysis:
 - Subject: พระอาทิตย์ (The sun)
 - Verb: ขึ้น (rises)
 - Phrase: ทางทิศตะวันออก (in the East)
- English Translation: **The sun rises in the East.**

ฉันกำลังดูทีวีอยู่
ขณะที่คุณแม่ของ
ฉันกำลังทำกับข้าว
อยู่ในครัว



ฉันกำลังดูทีวีอยู่ ขณะที่คุณแม่ของ ฉันกำลังทำกับข้าว อยู่ในครัว

- Guidance: The word "กำลัง" in both clauses indicates two simultaneous actions in the past. This requires the Past Continuous Tense for both actions in English.
- Analysis:
 - Clause 1: ฉันกำลังดูทีวีอยู่ (I was watching television)
 - Conjunction: ขณะที่ (while)
 - Clause 2: คุณแม่ของฉันกำลังทำกับข้าวอยู่ในครัว (my mother was cooking in the kitchen)
- English Translation: **I was watching television while my mother was cooking in the kitchen.**



That's a WRAP!

MAY THE BRAIN BE WITH YOU
IN THE EXAM ROOM!

Don't forget to do the Google form for
attendance and score.

